

RANDOMIZED
CONTROLLED TRIAL
1-YEAR RESULTS IN
350 PATIENTS

“

What this trial has shown is that we have an **incredibly effective and safe therapy that improves quality of life**. This is what patients want.”

Dr. Paul Sorajja

TRILUMINATE Pivotal Trial
Principal Investigator



Scan to learn more about
TriClip™ TEER data



IMPROVING QUALITY OF LIFE WITHOUT COMPROMISE¹

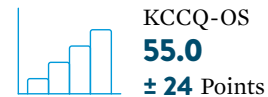
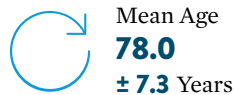
Objective

Evaluate the safety and effectiveness of tricuspid transcatheter edge-to-edge repair (TEER) with the TriClip™ TEER device in symptomatic patients, with severe tricuspid regurgitation, who are intermediate or greater estimated risk for mortality with tricuspid valve surgery.

Study Design

Prospective, randomized, multi-center, controlled clinical trial to compare TriClip™ TEER System vs. medical therapy.


Baseline



Primary Endpoint

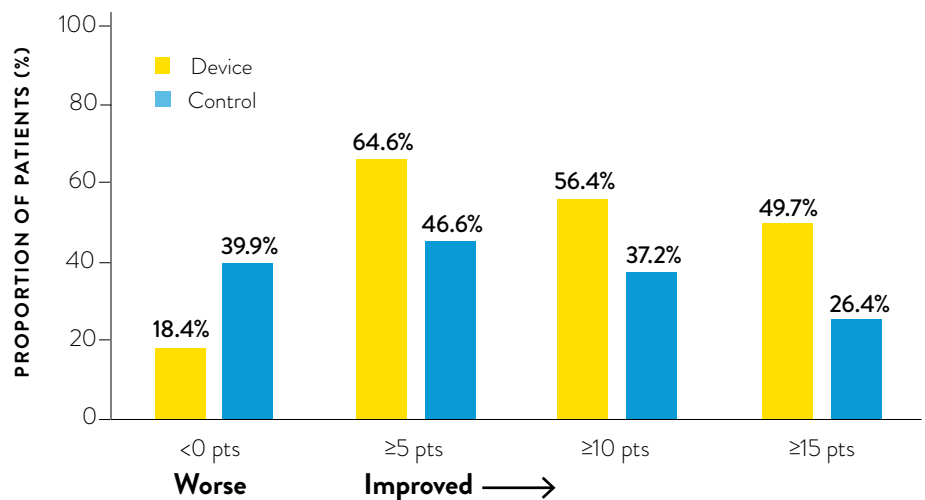
The primary end point was met: **TriClip™ TEER was superior to medical therapy**, primarily driven by improvements in KCCQ score. Hospitalization for heart failure and mortality rates were very low, and comparable between the two arms.

Quality of Life Improvements, Baseline to 1 Year



15
POINTS

49.7% of patients in the device group experienced ≥15 points improvement in KCCQ-OS health-related quality of life.



Information contained herein for **DISTRIBUTION outside of the U.S. ONLY**.
Always check the regulatory status for the device in your region.

IMPROVING QUALITY OF LIFE WITHOUT COMPROMISE¹

TRILUMINATE™ Pivotal Trial: 1-year Follow-up, Randomized Data

Patient Baseline Characteristics

 **71%**

OF PATIENTS HAD MASSIVE OR TORRENTIAL TR

 **4.4±0.7cm**

TRICUSPID VALVE ANNULUS DIAMETER

 **>35%**

OF PATIENTS WITH PRIOR VALVULAR INTERVENTION

 **15%**

OF PATIENTS HAD A CRT, CRT-D, ICD, OR PERMANENT PACEMAKER

Extremely Safe at 30 Days

98.3% FREEDOM FROM MAEs

0.6% NEW PACEMAKER IMPLANTATION

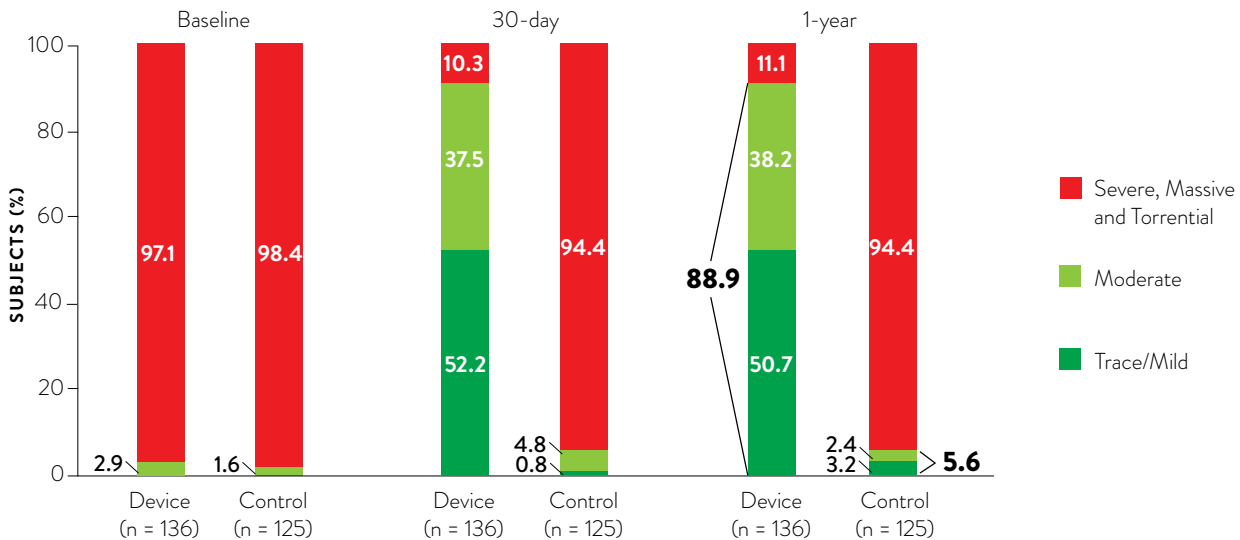
0% DEVICE THROMBUS

99.4% SURVIVAL

0% NONELECTIVE CV SURGERY FROM DEVICE-RELATED AE

0% DEVICE EMBOLIZATION

Remarkable and Sustained TR Reduction



AE = adverse events
 CV = cardiovascular
 KCCQ-OS = Kansas City Cardiomyopathy Questionnaire Overall Summary
 MAE = major adverse event
 TEER = transcatheter edge-to-edge repair
 TR = tricuspid regurgitation

1. Sorajja P, Whisenant B, Hamid N, et al. TRILUMINATE Pivotal: A Landmark Randomized Clinical Trial of Transcatheter Tricuspid Valve Edge-to-Edge Repair For Tricuspid Regurgitation." Presented at ACC; March 4, 2023; New Orleans, LA; USA.

The testimonial does not provide any indication, guide, warranty or guarantee as to the response patients may have to the treatment or effectiveness of the product or therapy in discussion. Opinions about the treatment discussed can and do vary and are specific to the individual's experience and might not be representative of others.

CAUTION: This product is intended for use by or under the direction of a physician. Prior to use, reference the Instructions for Use, inside the product carton (when available) or at eifu.abbottvascular.com or at medical.abbott/manuals for more detailed information on Indications, Contraindications, Warnings, Precautions and Adverse Events.

Information contained herein for **DISTRIBUTION outside of the U.S. ONLY**. Always check the regulatory status for the device in your region.

Abbott
 3200 Lakeside Dr., Santa Clara, CA. 95054 USA

™ Indicates a trademark of the Abbott group of companies.

‡ Indicates a third party trademark, which is property of its respective owner.

www.structuralheart.abbott

© 2023 Abbott. All Rights Reserved. | MAT-2301808 v2.0 | Item approved for OUS use only.

