

AMPLATZER PICCOLO™ OCCLUDER

UNIQUE DEVICE FOR CLOSING PDAs DEMONSTRATES HIGH LEVELS OF SAFETY AND EFFECTIVENESS.



The Amplatzer Piccolo™ Occluder offers new opportunities to care for more patients than ever before. A recent clinical trial using the Amplatzer Piccolo™ demonstrated safe and effective PDA closure for patients weighing 700 grams and up.

Information contained herein for **DISTRIBUTION outside of the U.S. ONLY**. Check the regulatory status of the device in areas where CE marking is not the regulation in force.



METHODOLOGY.

The safety and efficacy of the Amplatzer Piccolo™ Occluder in patients weighing ≥ 700 grams was studied in a 50 patient pivotal trial and 150 additional patients under a continued access protocol. When combined, the study enrolled a total of 200 patients. At the time of the procedure, 100 patients weighed ≤ 2 kg and the other 100 patients weighed >2 kg.



- **HIGH** implant success rate
- **EXCELLENT** closure rate
- **LOW** rate of complications

PIVOTAL TRIAL

- Single arm, prospective, multicenter, non-randomized trial
- 50 patients: 18 ≤ 2 kg, 32 > 2 kg
- Primary endpoints:
 - Effective closure of the ductus arteriosus at 6 months
 - Rate of major complications through 180 days

CONTINUED ACCESS PROTOCOL

- 150 patients: 82 ≤ 2 kg, 68 > 2 kg
- Primary endpoints:
 - Effective closure of the ductus arteriosus at 6 months
 - Rate of major complications through 180 days

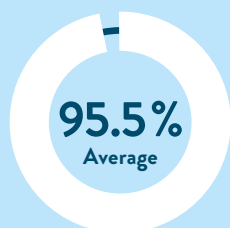


For more information about the Amplatzer Piccolo™ Occluder, contact your Abbott sales representative or **SCAN THE QR CODE.**

CLINICALLY PROVEN OUTCOMES

As the only PDA closure solution indicated for premature infants ($\geq 700\text{g}$ and ≥ 3 days old) and proven to deliver safe and effective closure, Amplatzer Piccolo™ Occluder offers opportunities to care for a wider range of patients than ever before.

AMPLATZER PICCOLO™ 3-YEAR FOLLOW-UP DATA



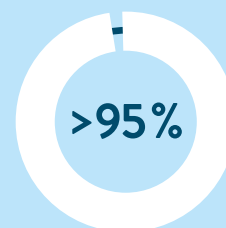
IMPLANT SUCCESS¹

99.0% for patients $\leq 2\text{kg}$
92.0% for patients $> 2\text{kg}$



EFFECTIVE CLOSURE²

At 3-year follow-up
Only IDE patients included
a 3 year echo.



3-YEAR SURVIVAL²

No deaths were directly
attributed to the procedure
or device itself.

TOTAL NUMBER OF PATIENTS: 200	$\leq 2\text{ kg}$ (N=100)	$> 2\text{ kg}$ (N=100)	Total (N=200)
DEMOGRAPHICS			
Age, Months			
Mean \pm SD	1.25 \pm 0.60	26.58 \pm 44.32	3.92 \pm 33.74
Range	(0.30 - 3.15)	(0.49 - 216.80)	(0.30 - 216.80)
Weight (kg)			
Mean \pm SD	1.25 \pm 0.35	11.25 \pm 13.52	6.25 \pm 10.77
Range	(0.70 - 2.00)	(2.02-68.50)	(0.70 - 68.50)
PDA CHARACTERISTICS (by angiography)			
Minimal PDA Diameter (mm)			
Mean \pm SD	2.8 \pm 0.7	2.4 \pm 0.7	2.6 \pm 0.7
Range	(1.4 - 4.0)	(1.0 - 4.0)	(1.0 - 4.0)
PDA Length (mm)			
Mean \pm SD	10.6 \pm 2.2	10.1 \pm 3.4	10.4 \pm 2.9
Range	(5.3 - 19.2)	(4.1 - 20.0)	(4.1 - 20.0)
PROCEDURE CHARACTERISTICS			
Implant Success (%)	99.0% (99/100)	92% (92/100)	95.5% (191/200)
Fluoroscopy Time (min)			
Mean \pm SD	10.5 \pm 12.4	10.1 \pm 7.0	10.3 \pm 10.0
Range	(3 - 103)	(3 - 43)	(3 - 103)
Anterograde Implant	100.0% (99/99)	73.9% (68/92)	87.4% (167/191)
Femoral Arterial Access	2.0% (2/100)	48.0% (48/100)	25.0% (50/200)
In NICU at time of baseline assessment	100.0% (100/100)	32.0% (32/100)	66.0% (132/200)
OUTCOMES			
Major complications rate through 180 days (%)	4.2% (4/96)	0% (0/98)	2.1% (4/194)
Effective closure at 6 months (%)	100% (89/89)	98.8% (83/84)	99.4% (172/173)

For more information about the Amplatzer Piccolo™ Occluder and the complete line of Amplatzer heart occluders, contact your Abbott sales representative or download the Amplatzer Portfolio App.



REFERENCES

1. Sathanandam SK, Gutfinger D, O'Brien L, et al. Amplatzer Piccolo Occluder clinical trial for percutaneous closure of the patent ductus arteriosus in patients 700 grams. *Catheter Cardiovasc Interv.* 2020;1-11 2. Zahn, E. The Amplatzer Piccolo™ (ADOIIAS) U.S. Clinical Trial 3-Year Follow-up Report. Presented at: CSI Frankfurt; June 22-25, 2022.

CAUTION: This product is intended for use by or under the direction of a physician. Prior to use, reference the Instructions for Use, inside the product carton (when available) or at eifu.abbottvascular.com or at medical.abbott/manuals for more detailed information on Indications, Contraindications, Warnings, Precautions and Adverse Events.

Illustrations are artist's representations only and should not be considered as engineering drawings or photographs. Photo(s) on file at Abbott.

Information contained herein for DISTRIBUTION outside of the U.S. ONLY. Check the regulatory status of the device in areas where CE marking is not the regulation in force.

Abbott Vascular International BVBA
Park Lake, Culliganlaan 2b, 1831 Diegem, Belgium
www.cardiovascular.abbott

™ Indicates a trademark of the Abbott group of companies.

‡ Indicates a third party trademark, which is property of its respective owner.

© 2023 Abbott. All Rights Reserved. MAT-2104207 v2.0 | Item approved for OUS use only.

